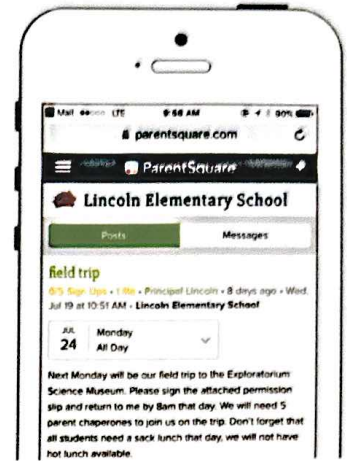


Get Started in 3 Easy Steps!




1. Download the iPhone or Android mobile app

2. Log in with your email or phone registered with the school

3. Start receiving posts relevant to your child

How to Make Sure You Stay Connected

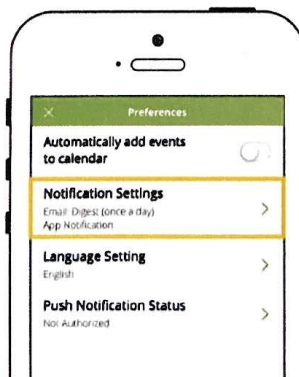
- Activate your account & login.
- Make sure the school has your correct email AND mobile phone number.
- Set your notification preferences in ParentSquare.



Choose Your Notification Preferences



1. Tap the 'MS' icon at the top left corner. Then tap 'Preferences'



2. Tap 'Notification Settings'



3. Select how you'd like to be notified